



### Frame

The spokes are made out of square aluminium bars (40x20x2 mm – 50x20x3 mm). The centre pole has a wounded aluminium profile. The umbrella profile contains a U profile for the attachment of the spokes. The frame is powder coated (polyester powder ca. 80 µ).

- \_ White RAL 9010 (standard)
- \_ Black RAL 9005
- \_ Silver RAL 9006

### Mechanics

The gearbox and the spindle are contained in the centre pole and can be operated by handle or using a motor.

### Stands

- \_ Frame base with four concrete blocks (200 kg total)
- \_ Steel pate (200 kg)
- \_ Ground tube
- \_ Foldable adapter for easy installation
- \_ Core drilling and ram-pin
- \_ Support plate
- \_ Screw foundation

### Cover

The cover is made up of individual segments which are screwed to the frame by Sterling Steel hooks at the top and by rust-proof screws at the ends of the spokes. The cover is replaceable and is fade, light and water resistant. It is designed to withstand all weather conditions and can be ordered with valances.

#### MDT-tex® 260 FR

(100% polyester dual-sided acrylic coating). Mass ca. 260 g/m<sup>2</sup>, water column pressure over 2000 mm, flame retardant up to DIN U102-B1, California T-19.

#### MDT-tex® 300

100% acrylic fabric). Mass ca. 300 g/m<sup>2</sup>, water column pressure over 350 mm.

### Print

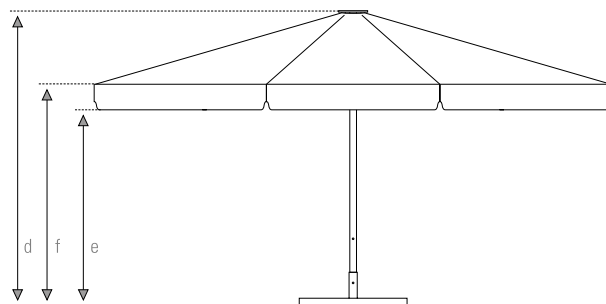
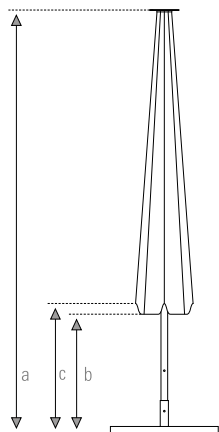
- \_ Digital print
- \_ Screen print
- \_ Dispersion dye print

### Advantages

- \_ Opens and closed by hand
- \_ All materials are water and corrosion resistant
- \_ All parts attached by screws can be easily replaced
- \_ Mechanics include a telescopic pole which allows the umbrella to open or close over the table
- \_ Maintenance-free gear box
- \_ Possible with lights and heating
- \_ Safely handles winds up to 60 km/h (with the proper bases)
- \_ All mechanical and electric construction units are checked by TÜV Germany





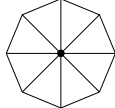
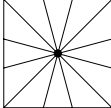
### Accessories

- \_ Various lighting options
- \_ Transport case
- \_ Protective sleeve with telescopic pole
- \_ Event Platform and MDT Flex-Bar
- \_ Wind walls with different heights
- \_ Mobile ground flooring with wind walls that withstands any expected gust speeds
- \_ Electric motor for opening the umbrella (can also be used for the wind walls)
- \_ Multiple umbrellas can be connected with a rain junction (Available only with valances)
- \_ Cloth side walls with doors or windows
- \_ Cabling is housed within the central mast
- \_ Heaters
- \_ Speakers



**Dimensions are in meters**

\*all measurements are rounded

						
	4 x 4	4 x 5	ø 5	5 x 5	ø 6	6 x 6
<b>Mass</b>						
Umbrella with packaging (kg)	46,7	50	46,7	57,5	62	113,5
Umbrella without packaging (kg)	39,2	42,5	39,2	50	54,5	106
Frame (kg)	35	37,5	35	43	47	98
Cover (kg)	4,2	5	4,2	7	7,5	8

**Dimensions of closed umbrella**

a: Closed height (cm)	421	442	410	456	450	513
b: Distance from valance to ground (cm)	126	90	126	70	114	53
c: Distance from spokes to ground (cm)	141	123	159	103	147	86

**Dimensions of open umbrella**

d: Opened height (cm)	317	332	318	331	322	389
e: Distance from valance to ground (cm)	225	230	212	237	259	259
f: Distance from spokes to ground (cm)	255	263	245	266	289	292

**Packaging dimensions**

Total length (cm)	425	445	410	458	450	515
Dimensions of cardboard packaging (cm)	40x40x360	40x40x360	40x40x360	40x40x360	40x40x360	40x40x360
Length of mast extruding from box (cm)	65	85	50	98	90	155

**Accessories**

Hinged adapter (*1)	Type 080	Type 080	Type 080	Type 080	Type 080	Type 100
Frame base (*2)	Type 080/508	Type 080/508	Type 080/508	Type 080/508	Type 080/508	-
Steel plate stand (*3)	Type 080/250	Type 080/250	Type 080/250	Type 080/250	Type 080/250	-
Ground tube (*4)	Type 080	Type 080	Type 080	Type 080	Type 080	Type 100
Protective sleeve size	M	L	M	L	L	XL
Lighting	4x8W	4x8W	4x8W	4x8W	4x8W	4x8W
Heating	2/4 x 1500W	2/4 x 1500W	2/4 x 1500W	2/4 x 1500W	2/4 x 1500W	2/4 x 1500W
Mast with cabling (*5)	x	x	x	x	x	x

